

PUREFIRE WOOD BURNING FIREPLACES

GEORGIAN / CRAFTSMAN / ORACLE / TUSCAN



*Green building. Quality living.
The industry leader for clean
open hearth wood burning
fireplaces.*



astria
FIREPLACES®

Traditional
Fireplace
Design Collection

A CLEAR VIEW OF TOMORROW

We understand that burning wood has an impact on the air we breathe and we are passionate about building products that are environmentally responsible. A fireplace is more than just a heat source; it's the centerpiece of your home, the place you gather around with family and friends. Nothing is more important than the joy and happiness shared there. Astria is committed to preserving this tradition.


Our award winning PureFire™ technology allows you to enjoy a wood burning fireplace with a clear conscience. It is a smoke purification product that removes about 75% of harmful pollutants from entering the atmosphere. Best of all, it remains unseen once installed so you can enjoy making memories around the fire the same way you always have.

BENEFITS

- 🔥 Reduces current particulate emissions by approximately 75%. (See chart for illustration.)
- 🔥 Virtually eliminates carbon monoxide. (including CO from gas logs)
- 🔥 PureFire™ is a passive system. Burn a fire the same way you always have. No moving parts and no special requirements.
- 🔥 Choose a PureFire™ Fireplace or our aftermarket Emission Control Hood for existing fireplaces.
 - * Hood installs in any size fireplace in less than 45 minutes.

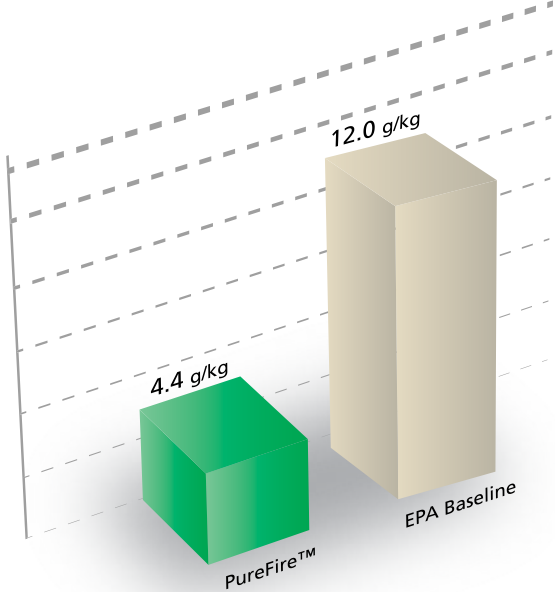
BREATHE EASIER WITH PUREFIRE™

This technology reduces volatile organic compounds and carbon monoxide by up to 90%. Its unique design greatly improves the heating efficiency of the fireplace and allows you to operate your fireplace with glass doors. Astria offers four wood burning fireplaces (adjacent page). For homeowners with existing wood burning fireplaces, install our PureFire™ Emission Control Hoods and get the same quality results. The adjustable size makes it a perfect solution for any wood burning fireplace.




PureFire™ Emission Control Hood (shown above) installs in the dome of your firebox, so it's out of sight.

PM_{2.5} REDUCTIONS WITH PUREFIRE™



Grams of PM Emissions per Kilogram of Wood Burned



PureFire™ Aftermarket Adjustable Emission Control Hoods	
MODEL	DESCRIPTION
AH1924P	Emission Control Hood. Adjusts to fit fireplaces with a back wall measurement between 19" and 24".
AH2231P	Emission Control Hood. Adjusts to fit fireplaces with a back wall measurement between 22" and 31".
AH3143P	Emission Control Hood. Adjusts to fit fireplaces with a back wall measurement between 31" and 43".

Select Astria™ fireplaces are preinstalled with the PureFire™ Hood. These models include Craftsman, Georgian, Oracle & Tuscan. See applicable product literature for more details.



INDOOR: GEORGIAN PUREFIRE™



INDOOR: CRAFTSMAN PUREFIRE™



OUTDOOR: ORACLE PUREFIRE™

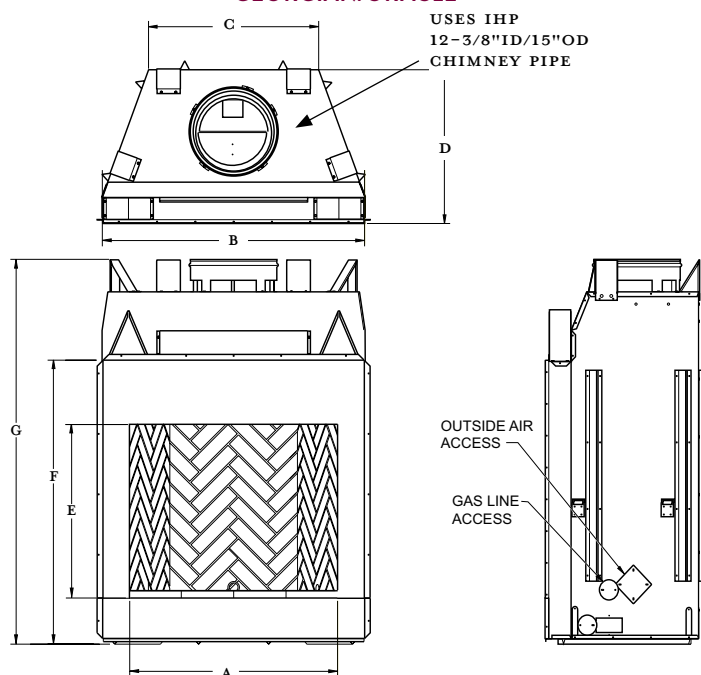


OUTDOOR: TUSCAN PUREFIRE™

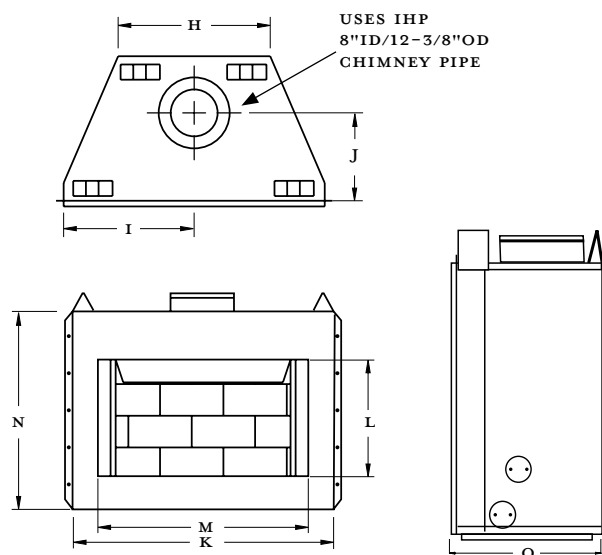
Emission control catalysts are factory installed with PureFire™ models.

APPLIANCE SPECIFICATIONS

GEORGIAN/ORACLE



CRAFTSMAN/TUSCAN



GEORGIAN 42 ORACLE 42

GEORGIAN 50 ORACLE 50

A	42"	50"
B	51-1/8"	59"
C	30-1/2"	38-1/2"
D	29"	28-1/2"
E	30"	30"
F	49"	49"
G	67"	67"

CRAFTSMAN 36 TUSCAN 36

H	29"
I	20-1/2"
J	11-3/4"
K	41"
L	21"
M	35"
N	37"
O	21-5/8"

OPTIONAL ACCESSORIES

A. Wood Nooks

B. Bi-fold glass doors

C. Blower Kits for Craftsman models

D. Drain Pan and Heat Deflection Hood available for Tuscan models



Arched Wood Nook



Under Hearth Wood Nook

On the cover: Oracle shown with Warm Red Split Herringbone Mosaic Masonry™ Brick

IMPORTANT NOTES:

As with any fireplace, this appliance is extremely hot during operation. Read and understand all operating instructions before using this appliance. For further information, consult your dealer.

Local conditions, such as elevation, wind, vent configuration and choice of fuel will affect overall appearance of the fire and heating performance. Performance can also vary with home design and insulation, climate, condition and type of fuel used, appliance location, burn rate, accessories chosen, chimney installation and how the appliance is operated.

Diagrams, illustrations and photographs are not to scale—consult installation instructions. Product designs, materials, dimensions, specifications, colors and prices are subject to change or discontinuance without notice.



Approved for use with European Copper and Chimney Classics chimney tops, which improve performance and add an elegant touch.

astria
FIREPLACES®

© 2015 Innovative Hearth Products

785547M 09/15

Visit us online



Astria.us.com

