

innovaTM
HEATING CO.



Where Comfort Meets Style.



InnovaHeatingCo.com



Where Comfort Meets Style.

*innova*TM
HEATING CO.



“
We are designers,
entrepreneurs, strategists,
and awkward dancers.”

Alyson Martin, Director of Marketing

For the past 30 years, contractors, architects and designers have relied on Eurofase as their go-to brand for providing a diverse selection of high-quality innovative products, for both residential and commercial applications.

We offer a variety of fixtures that deliver aesthetic appeal, stellar performance, and long-lasting tested quality. Depth in each category is extraordinary; and with the introduction of Innova Heating Co., we've expanded our reach to now include infrared heaters. As a natural extension to Eurofase Lighting, Innova Heating Co., is the perfect addition to any outdoor space.

Innova Heating Co. – Where Comfort Meets Style.



Where *comfort & style* meets outdoor living

At Innova, we pride ourselves on developing products that meet the highest quality and safety standards while at the same time keeping our eyes on the latest architectural trends to ensure that our products bring added function and form to your space.

Imagine investing in patio furniture, a BBQ grill, or any other expensive outdoor furnishes but not being able to enjoy your space all year round because of weather constraints. Forced air heating systems can be ineffective in outdoor spaces, which may lead you to use structures such as fire pits. Although beautiful, its inability to heat large spaces or have ease in control may create more strife than pleasure. Furthermore, live-fire increases one's chance of accidents in the home and possible smoke inhalation.

What is the
best solution you may ask?

At Innova Heating Co., we choose *infrared!*

Infrared heaters produce a clean, safe ray of light that only affects the objects, warming it and not the air around it. This creates an instant sensation of feeling warmth. Heat produced by infrared is evenly distributed, without interference from surrounding elements such as drafty or windy conditions.

FUN FACT *Did you know?*

Behind the Name:
Light rays that are below red in the spectrum are not visible to the human eye but have the highest temperature of all the colors. That light is know as "Infra (below) Red".

F E A T U R E S



Instant Heat



No Greenhouse Gases



Silent Operation



Indoor/Outdoor



No Ventilation Required



Low Maintenance



Innova has an ideal approach to keep you warm. Infrared heaters distribute the heat evenly and instantly without having to worry about ventilation requirements or wind conditions. These silent heaters enable you to enjoy quality time with friends and family indoor or outdoor. Innova helps create a more safe and sustainable space for yourself and your loved ones!

Innova Heating Co.



Where Comfort Meets Style.



Keep your space *clean & green* with Innova!

Infrared heaters are more cost efficient and use less energy than other space heating products. All heat produced from an Innova fixture is used, which means the infrared light directly heats the object and not the space around it. Choose Innova to be environmentally sustainable!

Choose a heater for your space that is environmentally sustainable!

**FUN
FACT**

*Did
you know?*

Through infrared heaters you can enjoy similar effects of natural sunlight without having to expose yourself to the harmful UV rays!

4000W

39" ELECTRIC DUAL QUARTZ ELEMENT HEATER



Stainless Steel
EF40240S



Black
EF40240B



White
EF40240W

DÉCOR PLATES



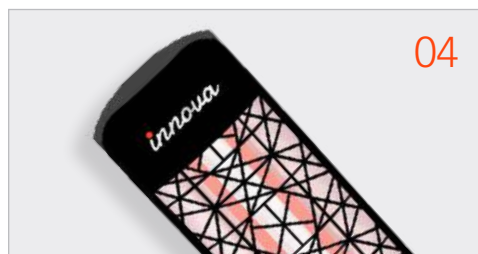
Color Options



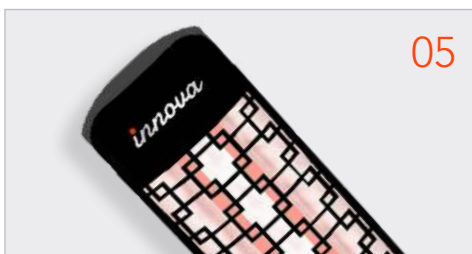
Color Options



Color Options



Color Options



Color Options



Color Options

Where Comfort Meets Style.

Heat Coverage Area: **8'x10'** (80 sq.ft.)

Wall & Ceiling Mount


A variety of mounting options are available, including ceiling, flush and wall mount.



Innova heaters will fit any application, all with minimal clearance required.



Mounting Height: **8'-12'**
Mounting Angle: **30°/45°/60°**



A REFERENCE GUIDE TO YOUR CONFIGURATION

EXAMPLE OF AN ORDERING CODE:

4000W + 240V + WHITE FINISH + DECOR PLATE #04 COMBO = **EF40240W4**

SERIES	CODE	VOLTAGE	CODE	FINISH	CODE	DECOR PLATE
4000W	EF40	208V	208	STAINLESS STEEL	S	1
5000W	EF50	240V	240	BLACK	B	2
6000W	EF60	277V	277	WHITE	W	3
		480V	480			4
						5
						6



5000W

39" ELECTRIC DUAL QUARTZ ELEMENT HEATER



Stainless Steel
EF50240S



Black
EF50240B



White
EF50240W

DÉCOR PLATES



Color Options



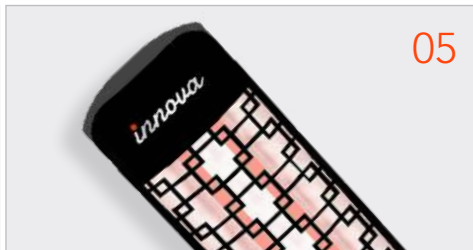
Color Options



Color Options



Color Options



Color Options



Color Options

Where Comfort Meets Style.

Heat Coverage Area: **9'x10'** (90 sq.ft.)

Wall & Ceiling Mount

A variety of mounting options are available, including ceiling, flush and wall mount.



Innova heaters will fit any application, all with minimal clearance required.



Mounting Height: **8'-12'**
Mounting Angle: **30°/45°/60°**



A REFERENCE GUIDE TO YOUR CONFIGURATION

EXAMPLE OF AN ORDERING CODE:

5000W + 240V + WHITE FINISH + DECOR PLATE #04 COMBO = **EF50240W4**

SERIES	CODE	VOLTAGE	CODE	FINISH	CODE	DECOR PLATE
4000W	EF40	208V	208	STAINLESS STEEL	S	1
5000W	EF50	240V	240	BLACK	B	2
6000W	EF60	277V	277	WHITE	W	3
		480V	480			4
						5
						6



6000W

61" ELECTRIC DUAL QUARTZ ELEMENT HEATER



Stainless Steel
EF60240S



Black
EF60240B



White
EF60240W


DÉCOR PLATES



Color Options



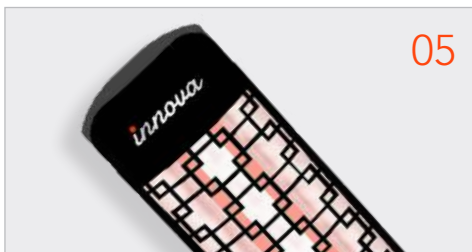
Color Options



Color Options



Color Options



Color Options



Color Options

Where Comfort Meets Style.

Heat Coverage Area: **11'x11'** (121 sq.ft.)

Wall & Ceiling Mount

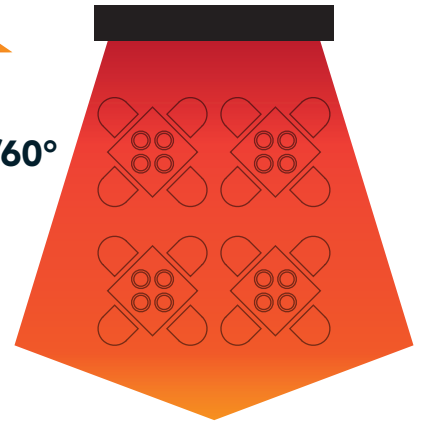
A variety of mounting options are available, including ceiling, flush and wall mount.



Innova heaters will fit any application, all with minimal clearance required.



Mounting Height: **8'-12'**
Mounting Angle: **30°/45°/60°**



A REFERENCE GUIDE TO YOUR CONFIGURATION

EXAMPLE OF AN ORDERING CODE:

6000W + 240V + WHITE FINISH + DECOR PLATE #04 COMBO = **EF60240W4**

SERIES	CODE	VOLTAGE	CODE	FINISH	CODE	DECOR PLATE
4000W	EF40	208V	208	STAINLESS STEEL	S	1
5000W	EF50	240V	240	BLACK	B	2
6000W	EF60	277V	277	WHITE	W	3
		480V	480			4
						5
						6



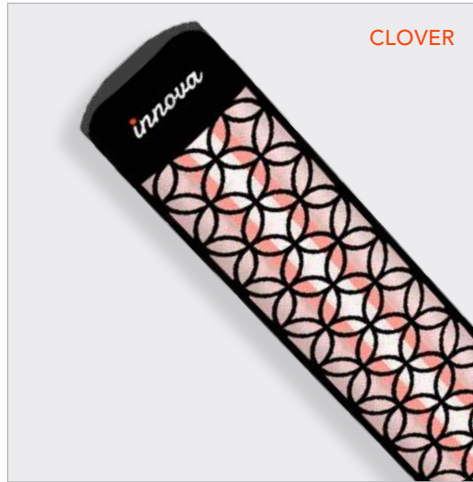
Décor Plates

COLOR LEGENDS

● Stainless Steel ● Black ○ White ● Custom color



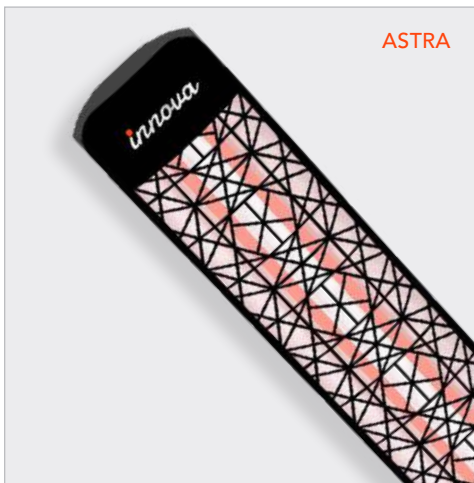
39" ● EF39DCS1 ● EF39DCB1 ○ EF39DCW1
61" ● EF61DCS1 ● EF61DCB1 ○ EF61DCW1



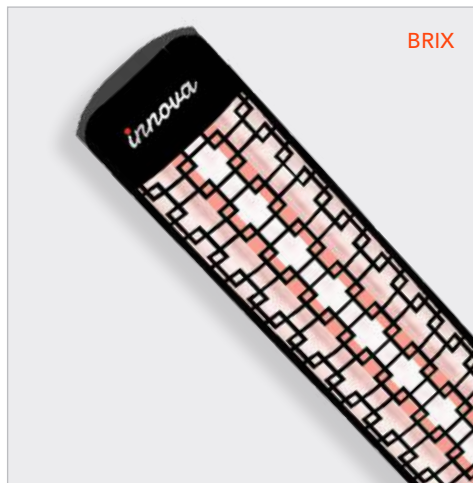
39" ● EF39DCS2 ● EF39DCB2 ○ EF39DCW2
61" ● EF61DCS2 ● EF61DCB2 ○ EF61DCW2



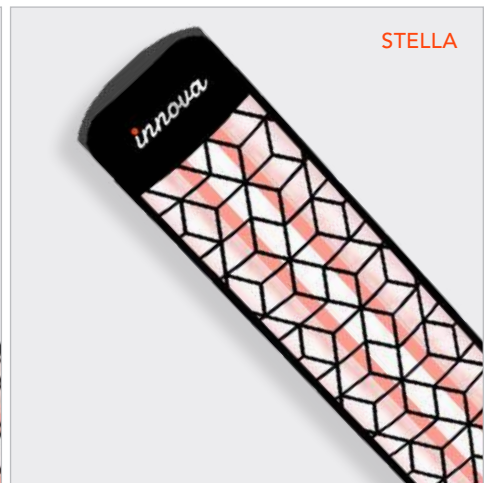
39" ● EF39DCS3 ● EF39DCB3 ○ EF39DCW3
61" ● EF61DCS3 ● EF61DCB3 ○ EF61DCW3



39" ● EF39DCS4 ● EF39DCB4 ○ EF39DCW4
61" ● EF61DCS4 ● EF61DCB4 ○ EF61DCW4



39" ● EF39DCS5 ● EF39DCB5 ○ EF39DCW5
61" ● EF61DCS5 ● EF61DCB5 ○ EF61DCW5



39" ● EF39DCS6 ● EF39DCB6 ○ EF39DCW6
61" ● EF61DCS6 ● EF61DCB6 ○ EF61DCW6

Controls

At Innova Heating Co., we strive to provide our customers with the means to create a cozy, comfortable space with a single flick of a switch. We make having a luxurious and relaxed environment easy with our controls so that you can enjoy your space no matter your preference. All Innova Heaters come with a dual element and our duplex switches give you the ability to optimize the infrared heatwaves emitted from the heaters. This helps you moderate the flow of heat from 50 to 100 percent along with giving you the absolute flexibility to choose the element you would like to have turned on.

Our team goes the extra mile to analyze your space and recommend not only the number of heaters required based on the area, but also specify the positions of the heaters. Get in touch with one of our Innova Heating Co. representatives to get started. Just click control for easy flow!



EFSWP

EFDWP

Single and Dual Duplex Switches:

Item Code (Single): **EFSWP**

Item Code (Dual): **EFDWP**

A single duplex switch would allow you to control both the elements of your heater and optimize the heat that it emits. If you have two heaters installed, a dual duplex will help you control both of the heaters and their elements separately. They work best in indoor settings or protected outdoor areas.



EFSWPW

EFDWPW

Weatherproof Outdoor Control Cover:

Item Code (Single): **EFSWPW**

Item Code (Dual): **EFDWPW**

We've got you covered! When it comes to exposed outdoor areas, our weatherproof outdoor control covers work for both single and dual duplex switches.

Electrical Control Cabinet:

IN STOCK! Available in: **230V/300V/480V**

Single or Multi Input

1-4 Zones




EFECC

The Innova electrical control cabinet makes managing your comfort zone easier. It helps control multiple heaters and furthermore, creates varied heat zones throughout your space. Optimizing the warmth based on your preference or your guests' requirements becomes a tailor-made experience with the help of a dimmer that is included with each cabinet. For full coordination and a seamless application to your home or commercial space, the Innova control cabinet is also compatible with any 120V lighting dimmer. This control cabinet is a highly recommended addition for commercial spaces like restaurant patios where customers have individual heat preferences. Modify each area with precise temperature conditions that are easily accessible and achievable with this control cabinet that is ETL listed and made in Canada.

Flush Mount Kit

THE SEAMLESS LOOK



The flush mount option from Innova Heating Co. is a fan favorite for interior designers, architects and engineers for a seamless and stylish look for any space.

Convert any of our heaters into a recessed heater for the added architectural appeal and minimalistic look!

FINISH	4000W & 5000W	6000W
● Stainless Steel	EF39FMPFS	EF61FMPFS
● Black	EF39FMPFB	EF61FMPFB
○ White	EF39FMPFW	EF61FMPFW

**FUN
FACT**

*Did
you know?*


Infrared heaters are one of the easiest ways to introduce a heating system into your home. It can be installed by an electrician quickly without any extra pipework that a gas heater may require.



Where Comfort Meets Style.

All Season Living in *comfort & style*

The right combination of functionality and aesthetics can transform any outdoor space. Providing you a lifestyle experience, these heaters are exceptionally precise and versatile. Innova makes it easy for you to stay warm while enjoying your outdoor experiences.



Inspired by Eurofase's Admiral's metal rivet accents & filigreed metal design



Detailed metal rivet accents & filigreed metal design completes the aesthetics of the Admiral

By the way...

Did you know that some of the Innova heater designs are inspired by Eurofase's lighting fixtures?

For smooth integration and a harmonious design of your space, combine our lighting and heater lines to stay warm and toasty outside. While staying in style.





Admiral

LED bands of integrated light beam through intricate filigreed metalwork that acts as a unique way to diffuse light. An inviting warmth radiates from this successful collection, spawning a further expansion of this family with outdoor pieces. Matte black, rich brass, and decorative gold rivets are paired beautifully in contrast with the dark perforated lens.

- A** **ADMIRAL 31" LED Wall Sconce**
42711-018
W: 5.25" | H: 31" | EXT: 3.75"
60W LED
3000K
780 Delivered Lumens
Dimmable
Wet Rating

- B** **ADMIRAL 61" Electric Dual Quartz Element Heater, Black**
EF60240B7
W: 61.26" | H: 8.17" | EXT: 6.36"
6000W
240V

*See more of the Admiral
collection in our
2021 Fona Catalog!*



It's up to *hue!*

Our customization abilities do not end at metal laser cutting of décor plates. With our resources, we can accommodate a large assortment of custom colors to visually enhance your space based on your needs.



AAMA 2603

5 Years Southern Florida Sun Rating.

Powder Coat finishes are super high durable for exterior coating protection.

From the design concept to product engineering, Innova Heating can manufacture and produce your custom design.

Get in touch with one of our dealers to get your Innova Heater customized.





We do *custom*

At Innova Heating Co., we aim to provide you with purposeful products that will add more value to your space, expanding your range outdoors.

We not only want to provide you with a heater that fits in your space, but we also want to make sure it belongs there. Innova's team can help you customize the heater décor plates with our metal laser cutting capabilities that can produce special shapes and letterings to spark your uniqueness.

Innova Heating Co. takes pride in our designs and stands at the forefront of innovation, passion, providing our customers with exactly what they need.

Get in touch with one of our dealers
to get your Innova Heater customized.

Our *promise* to you



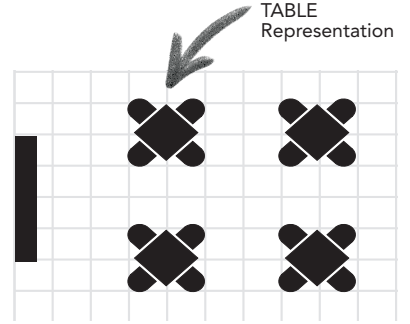
We are incredibly proud of our quality and craftsmanship and offer an industry-leading warranty on all our products. If your Innova Heating Co. products ever disappoint, simply give us a shout and we will repair or replace our products within 3 years from date of purchase.

*innova*TM
HEATING CO.

The think pad


Quick tips

39"
HEATER
Representation



Need design advice?
We are here for you.

Contact us at: 1.800.660.5391



Scale 1/4" to 1' 39"  61" 

*innova*TM
HEATING CO.

info@InnovaHeatingCo.com
1-800-660-5391

T. 905.695.2055
F. 905.695.2056

33 West Beaver Creek,
Richmond Hill, ON L4B 1L8

