

ELECTRIC SINGLE & DUAL QUARTZ ELEMENT HEATER


Where *comfort & style* meet outdoor living

At Innova, we pride ourselves on developing products that meet the highest quality and safety standards while at the same time keeping our eyes on the latest architectural trends to ensure that our products bring added function and form to your space.

Color Options


Stainless Steel (S) 

Black (B) 

White (W)* 


*Available for 4000W - 6000W Heaters

1500W




Single

4000W




Dual

5000W



Dual

6000W



Dual

Specifications

Model	1500W	4000W	5000W	6000W
SKU Code	EF15120	EF40208, EF40240, EF40277, EF40480	EF50208, EF50240, EF50277, EF50480	EF60208, EF60240, EF60277, EF60480
Quartz Elements	1	2	2	2
Volts	120	208, 240, 277, 480	208, 240, 277, 480	208, 240, 277, 480
Total Amps	15	19.2, 16.7, 14.4, 8.3	24.1, 20.8, 18.1, 10.4	28.8, 25.0, 21.7, 12.5
Decor Plate Options	Available (Separate SKU)	Available (Separate SKU)	Available (Separate SKU)	Available (Separate SKU)
Mounting Options	Wall/Ceiling/Flush/Pole	Wall/Ceiling/Flush	Wall/Ceiling/Flush	Wall/Ceiling/Flush
Mounting Height	6'-8'	8'-12'	8'-12'	8'-12'
Mounting Angle	30°/45°/60°	30°/45°/60°	30°/45°/60°	30°/45°/60°
Heating Coverage Area	5'x6'	8'x10'	9'x10'	11'x11'
Dimensions (W"xD"xH")	39.37" x 8.17" x 9.35"	39.37" x 8.17" x 9.35"	39.37" x 8.17" x 9.35"	61.26" x 8.17" x 9.35"
Weight (lbs.)	14 lbs.	14 lbs.	14 lbs.	21 lbs.
Warranty	3 Year Warranty	3 Year Warranty	3 Year Warranty	3 Year Warranty