


PINE CONE DECORATIVE COVER

Model No. PCDC-1

For use with Peterson remote receiver or crackler unit

*Compatible with all Peterson receivers



INSTALLATION AND OPERATING INSTRUCTIONS

General

Your Peterson pine cone is designed to recreate an authentic outdoor look. This accessory is used to cover the receivers, adding to the realism of your Peterson Real-Fyre® gas log set. It is compatible with all Peterson receivers.

Installation

Note: Your remote receiver is equipped with a plastic cover. Remove and discard this cover so that the pine cone may be properly positioned over the receiver (see Fig. 1 and Fig. 2).

1. When using a Real-Fyre® remote system, the Peterson pine cone is to be placed over the receiver box in order to protect and conceal the mechanical components of your system (see Fig. 2).

2. If there is no remote receiver in use with your system, simply place the Peterson pine cone in any desired location to add to the authenticity of your Real-Fyre® gas log set.

Placement

Placement of your Peterson pine cone is critical to its longevity. Place the system a minimum of 6" from the burner/flame. Additionally, if the pine cone is in the firebox, the rear of the pine cone must not be exposed to the flame. Face the rear of the pine cone toward the right firebox wall.

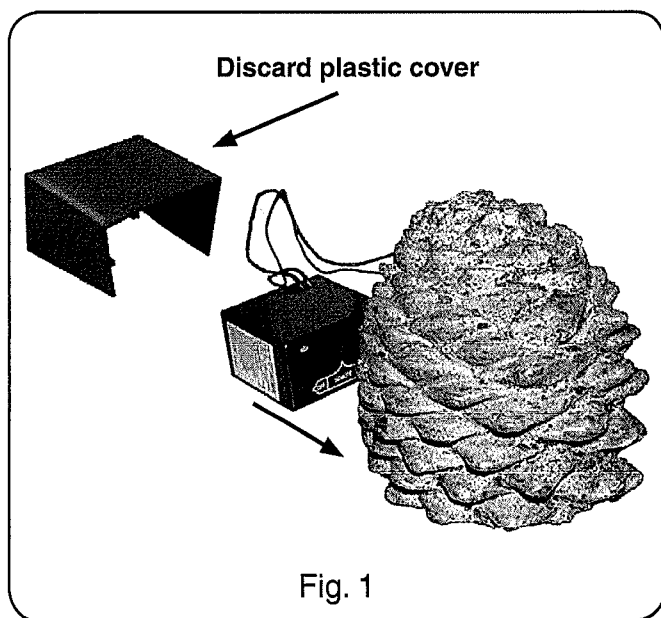


Fig. 1




Fig. 2