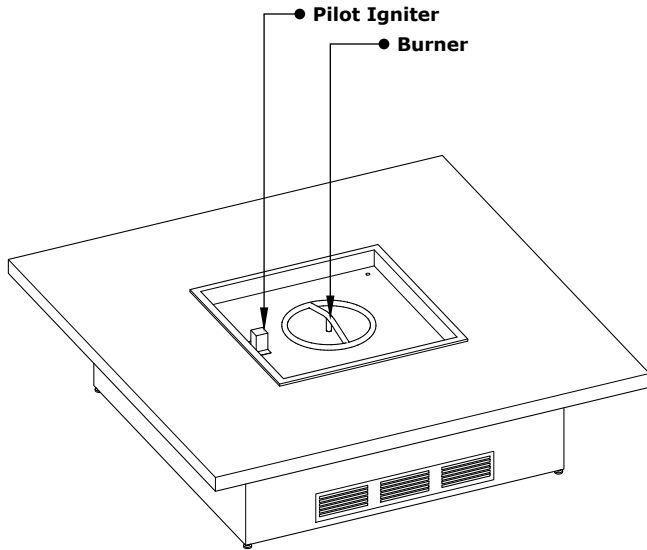
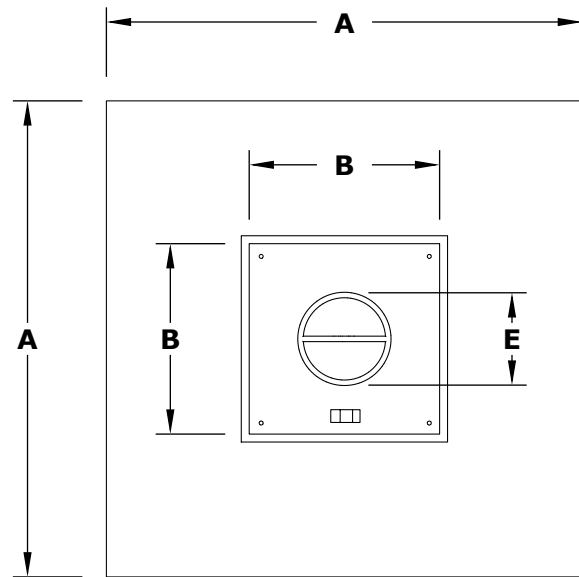


SQUARE TABLE FORM - 16"

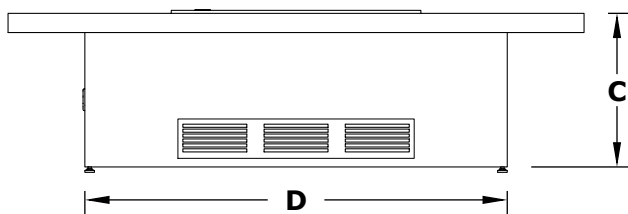
GFRC CONCRETE



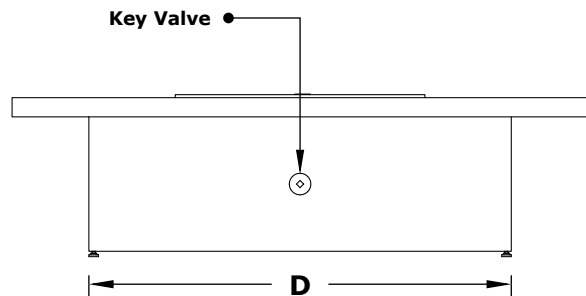
ISOMETRIC VIEW



TOP VIEW



RIGHT SIDE VIEW



FRONT SIDE VIEW

PART NUMBER	A	B	C	D	E	BTU
OPT-ST36PB	36"	18"	16"	20"	12"	65,000
OPT-ST48PB	48"	18"	16"	32"	12"	65,000
OPT-ST60PB	60"	24"	16"	44"	12"	65,000
OPT-ST72PB	72"	30"	16"	56"	18"	65,000
OPT-ST84PB	84"	36"	16"	68"	18"	65,000

Fire Pit Material: GFRC Concrete
 Pan Material: 304 Stainless Steel
 Burner Material: 304 Stainless Steel

Standard 1" Depth on all pans
 Standard 2" Depth on all pans

110V ELECTRONIC IGNITION
 ANSI Z21.97-(2017) / CSA 2.41-(2017)



Match Lit Unit Includes: Pan, Burner, Gas Orifice, Gas Hoses, Key Valve, Key,
 110v Ignition Unit Includes: Pan, Burner, Gas Orifice, Gas Hoses, Key Valve, Key, Plug & Play Electronic Valve, Pilot Igniter.